

Domestic Terminal

Accessibility parking

Public drop-off/pick-up

Public drop-off/pick-up
Blue zone


Transport

- Super shuttles 2
- On demand taxis 3
- Buses 4
- Commercial drop-off 5
- Air New Zealand Park & Ride pick-up *Hotels, parking, rental cars* 6
- Off-airport pick-up 7
- Pre-booked taxi pick-up 8
- Rental cars (ground floor) 9
- Rideshare 10
- Uber Assist drop-off and pick-up 11









Car parks

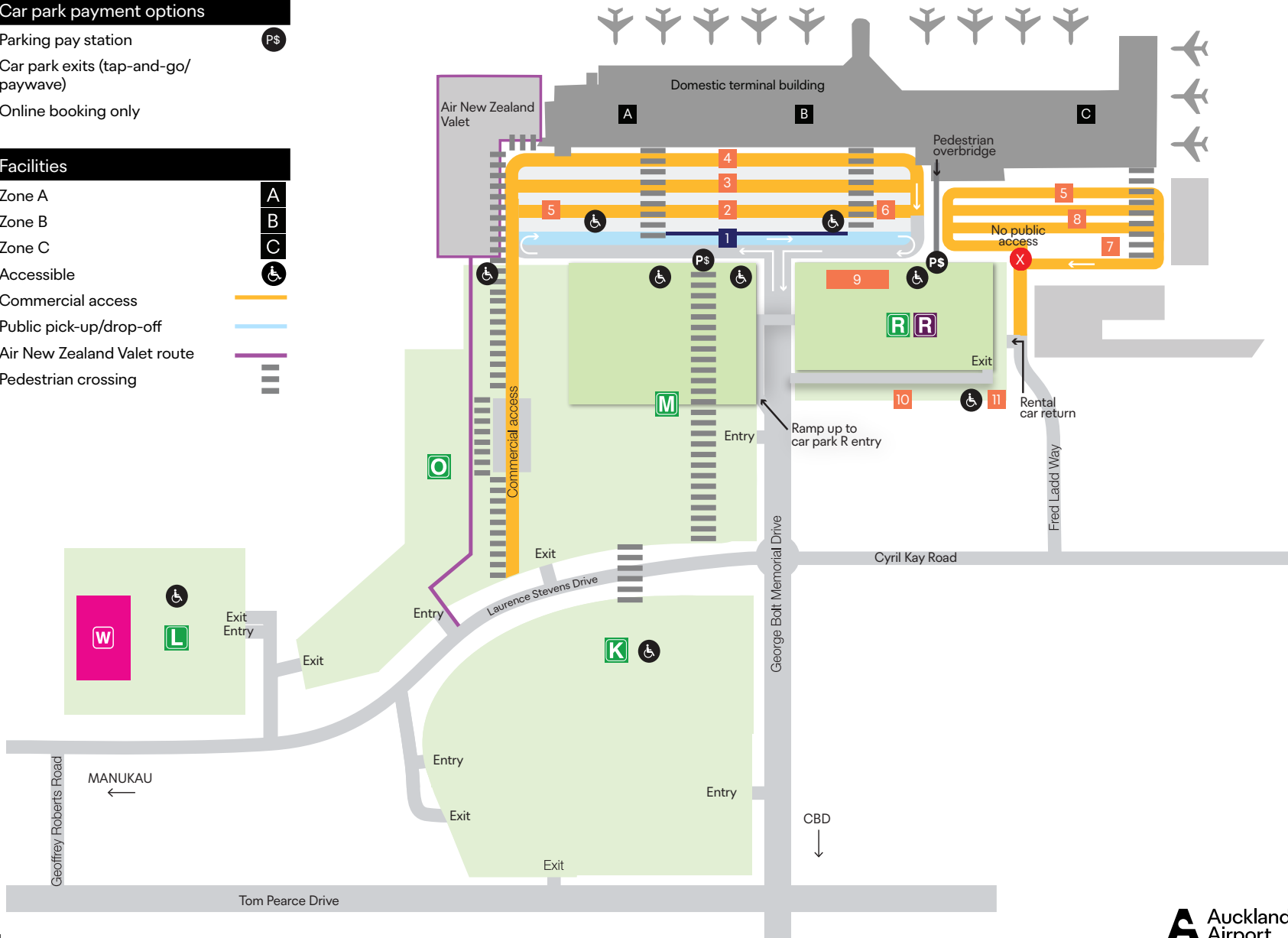
- Standard uncovered - K
- Standard+ covered - M
- Standard pre-booked - O
- Premium covered - R
- Standard uncovered - L
- Valet parking - Domestic
- The Wait Zone

Car park payment options

Parking pay station 
Car park exits (tap-and-go/ paywave)
Online booking only

Facilities

- Zone A 
- Zone B 
- Zone C 
- Accessible 
- Commercial access 
- Public pick-up/drop-off 
- Air New Zealand Valet route 
- Pedestrian crossing 



Map accurate at date of printing November 2024